




# FragTag Mainboard Generic Cable Set Specification

Version 4.0 FragTag 11-05-2005



**Copyright Notice**  
**FragTag Mainboard Cable specification**

**Copyright© 2005 FragTag**

All rights reserved. No part of this work may be reproduced in any form or by any means – graphic, electronic, or mechanical, including photocopying, recording, taping, or information storage and retrieval systems – without the written permission of the publisher.

Products that are referred to in this document may be either trademarks and/or registered trademarks of the respective owners. The publisher and the author make no claim to these trademarks.

While every precaution has been taken in the preparation of this document, the publisher and the author assume no responsibility for errors or omissions, or for damages resulting from the use of information contained in this document or from the use of programs and source code that may accompany it. In no event shall the publisher and the author be liable for any loss of profit or any other commercial damage caused or alleged to have been caused directly or indirectly by this document.

May 2005 Melbourne, Australia.

**TERMS**

FragTag products are protected by both Australian Copyright Law and international copyright treaties. You may not separately publish, market, distribute, sell or sublicense, for fee or no fee, the Licensed Product or any part thereof.

FragTag will endeavour to provide free access to software updates to all purchased products that are still currently in development. The distribution method of these updates is at the sole discretion of FragTag, and for security reasons product updates may involve returning electronic components to FragTag or a licensed distributor. In this instance return postage costs may be payable by the purchaser.



**WARRANTY**

FragTag warrants that your purchased product will perform substantially in accordance with the provided documentation for a period of ninety (90) days from the date of receipt. In the event of deviations in the product, FragTag will make a reasonable effort to bring the product into conformance with the documentation to provide you with a corrected version as soon as possible.

This warranty is void if the product failure has resulted from abuse, accident, or misapplication. FragTag's liability is limited to refund of the money paid for the product, and in no event will FragTag be liable for any indirect or consequential damages that may arise (including damages for loss of business profits, business information, or other pecuniary losses).

### **Cable 1: LCD**


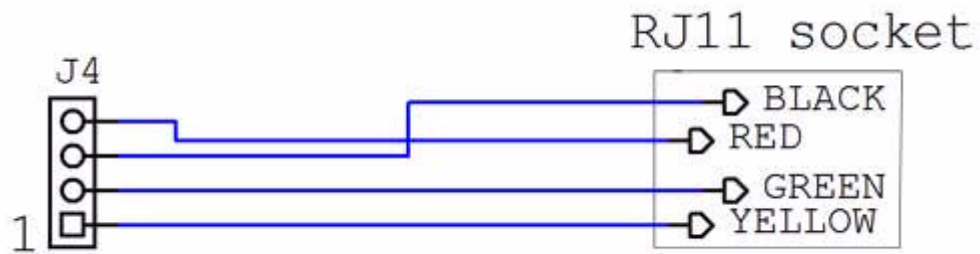
- ❖ Connectors on left end: 2 x 6 way 0.1" female locking polarized headers
- ❖ Connectors on right end: 2 x 8 way 0.1" female locking polarized headers
- ❖ Length: 280 mm
- ❖ Cable type: ribbon






### **Cable 2: Sensor**

- ❖ Connectors on left end: 4 way 0.1" female locking polarized header
- ❖ Connectors on right end: RJ11 modular phone socket
- ❖ Length: 200 mm
- ❖ Cable type: thin, flexible multicore. Non-critical, low voltage and current.




### **Cable 3: Buttons**

- ❖ Connectors on left end: 8 way 0.1" female locking polarized header
- ❖ Connectors on right end: unterminated
- ❖ Length: 500 mm
- ❖ Cable type: thin, flexible multicore. Non-critical, low voltage and current.
- ❖ Colours from pin 1:black, red, brown, purple, green, yellow, blue, white



#### **Cable 4: Power**


- ❖ Connectors on left end: 2 way 0.156" female locking polarized header
- ❖ Connectors on right end: unterminated
- ❖ Length: 500 mm
- ❖ Cable type: Heavy duty 2 core speaker cable, around 14 x 0.2mm
- ❖ Black to pin 2 (battery negative)







### **Cable 5: Leds**

- ❖ Connectors on left end: 4 way 0.156" female locking polarized header
- ❖ Connectors on right end: unterminated
- ❖ Length: 500 mm
- ❖ Cable type: Heavy duty 2 core speaker cable, around 14 x 0.2mm
- ❖ Black to pins 1 and 3 (led negative)



### **Cable 6: Speaker**

- ❖ Connectors on left end: 2 way 0.1" female locking polarized header
- ❖ Connectors on right end: unterminated
- ❖ Length: 500 mm
- ❖ Cable type: thin, flexible multicore. Non-critical, low voltage and current.
- ❖ Black to pin 1 (speaker negative)





### ***Cable 7: Expansion***

- ❖ Connectors on left end: 6 way 0.1" female locking polarized header
- ❖ Connectors on right end: unterminated
- ❖ Length: 500 mm
- ❖ Cable type: thin, flexible multicore. Non-critical, low voltage and current.

